



The better, more flexible **beverage pusher** that maximizes shelf merchandising, and ensures product facing in open-air, glass door and ambient locations.


Features & Benefits

- Spring operated pushers keep product always faced and ready to grab.
- Designed for tetra packs and other non-rolling beverage packages.
- Easily front or rear loaded.
- Combines with iSEE Gravity Glide for combo display with other product.



Order online at
iseeinnovation.com

Push Your Brand Sales Forward.




Pictured with the
iSEE Gravity Glide.

Questions? We have answers.
(888) 417-2457 ext. 515
info@iseeinnovation.com

Stay Connected.
iseeinnovation.com


Patent Pending.
All of iSEE's innovations
are Patent Pending.






iSEE PushGlide™ Specifications

- Flexible sizing allows placement on 16" to 30" shelves
- Each Modular design allows display stacking to merchandise as many as 36 cans
- Dimensions of one unit: 23.69" x 2.94" x 4"
Weight of one unit: 1.2 lbs



iSEE PushGlide™ Signage & Branding

- Available as standard black or white plastic for compatibility with most brand images
- Colors can be brand-customized with minimum order
- Signage template available on our website or is available pre-printed at an added cost.




Push Your Brand Sales Forward.

iSEE™
PUSHGLIDE

Questions? We have answers.
(888) 417-2457
info@iseeinnovation.com


Order online at
iseeinnovation.com

Stay Connected.
iseeinnovation.com


Patent Pending.
All of iSEE's innovations
are Patent Pending.

iSEE™
STORE INNOVATIONS