

**iSEE™
PUSHGLIDE**

**iSEE™
DOUBLE
PUSHGLIDE**

*Push Into Front-
Facing Flexibility*

Why to buy? Front-facing pushers ensure products never get lost on the shelf.

The iSEE PushGlide and DoubleStack PushGlide leverage spring-loaded pushers to keep larger shaped products, like tetrapaks, faced forward on angled or flat shelves. Unlike standard pusher glide racks, our PushGlide systems utilize easy break-off points to go as deep or as shallow as your shelf allows. For taller spaces, the DoubleStack PushGlide stacks two-high to maximize vertical space, while the traditional iSEE PushGlide can be used on its own or combined with our Gravity Glides to create a customized shelf management system.



Key Features

Keeps Products Front-Faced.

Loads from the front or the back for quick and easy restocking, with products staying at the front thanks to our pushers

Multiple Branding Options.



Side and front graphics can be either direct printed or applied with decals; custom product colors available in certain quantities.

Flexible Depth.

The iSEE PushGlide and DoubleStack PushGlide have break-off sections that allow the display to fit 16" to 27" shelves.

Easy Assembly.

No tools and minimal instructions are needed to put together these displays —or to combine them with our other shelf management systems!



Holding Power


iSEE PushGlide

- Holds beverages up to 2.9" in diameter—perfect for tetrapaks
- Each iSEE PushGlide unit includes two channels/facings
- Max capacity:
 - Eighteen 25oz cans, 19.2oz cans, or tetrapaks
 - Twenty 12oz cans, 12oz slim cans, 12oz bottles or 16oz cans
 - Twenty-two 8oz cans, 8.4oz cans, or 187ml bottles



iSEE DoubleStack PushGlide.

- Holds beverages up to 2.9" in diameter up to and 7" tall, including 12oz cans, 16oz cans and 500ml tetrapaks
- Each iSEE PushGlide comes with two stackable channels to create one doublestacked display, for a total of four channels/facings
- Max capacity:
 - Thirty-six tetrapaks
 - Forty 12oz cans, 12oz slim cans or 16oz cans
 - Forty-four 8oz cans, 8.4oz cans, or 187ml bottles



Specifications

Material

ABS plastic

Dimensions

PushGlide: 26.75" D x 6.13" W x 4.13" H

DoubleStack PushGlide (stacked dimensions):
27" D x 6.25" W x 15.5" H

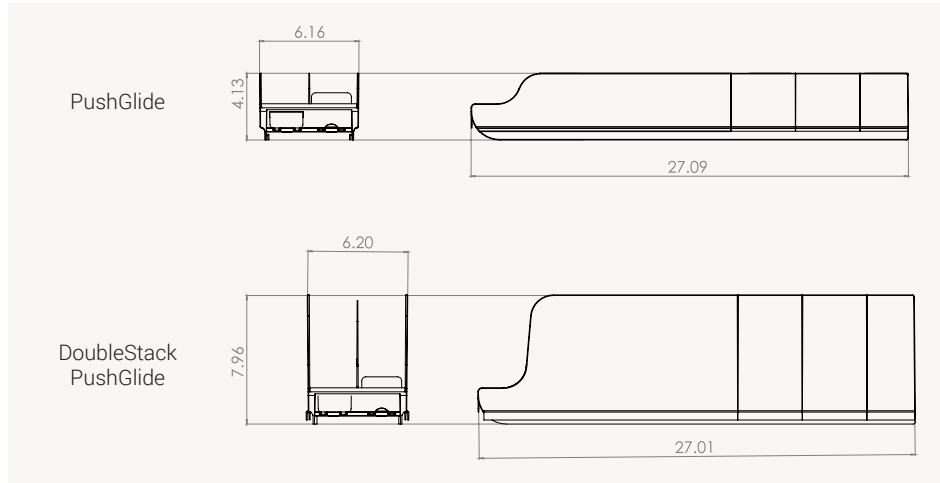
Signage

iSEE PushGlide and DoubleStack PushGlide signage can be printed using our easy templates or provided at an added cost. Direct print signage or decals can be applied at production for orders of 250+ (direct print signage preferred in one color).

Ships

1 PushGlide or DoubleStack PushGlide unit per carton

6 PushGlide or DoubleStack PushGlide units per case



For more info on the iSEE PumpGuard Refill or to place an order online:

iSEE PushGlide webpage: <https://iseeinnovation.com/product/pushglide/>

iSEE PushGlide Sign Templates: <https://iseeinnovation.com/wp-content/uploads/2018/04/PushGlide-FA-template.pdf>

iSEE DoubleStack PushGlide webpage: <https://iseeinnovation.com/product/doublestack-pushglide/>

iSEE DoubleStack PushGlide Sign Templates: <https://iseeinnovation.com/wp-content/uploads/2020/02/iSEE-DoubleStack-PushGlide-artwork-template.pdf>

Contact the iSEE sales team for a custom quote and to learn how we can help YOU sell

iSEETM
STORE INNOVATIONS
(888) 417-2457 | info@iseeinnovation.com
iseeinnovation.com

